

## Description

Prisemi GDT's are designed for a high degree of surge protection at a low cost. It operates on the gas physical principle of the highly effective arc discharge. The PG2E3TxxV3K Series is used for protecting equipment for which higher voltage limits and holdover voltages are necessary. Com-gaps function as switches which dissipate a mini-mum amount of energy and therefore handle currents that far surpass other types of transient voltage protection.



## Features

- Small size
- Very fast response time
- Suitable for direct strikes
- Stable performance over life
- Very low capacitance
- High insulation resistance
- FeatureNon-Radioactive

## Application

- Communication lines
- CATV equipment
- Test equipment
- Data lines, power supply
- Base station
- Medical electronics
- Electrostatic charge elimination

## Performance Parameter

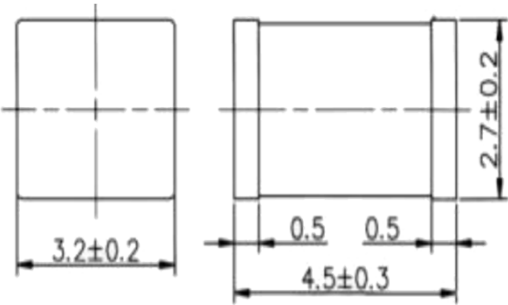
Part number	DC spark-over Voltage	Impulse spark-over Voltage	Impulse Discharge current		AC discharge current 50Hz	Electrode Capacitance	Insulation resistance	DC Holdover voltage
	100V/S		8/20 $\mu$ s $\pm$ 5 times	10/1000 $\mu$ s 5A	1S, 5 times			
PG2E3T75V3K	75V $\pm$ 20%	<600V	3KA	100 times	3A	<0.5pF	>1G $\Omega$	52V
PG2E3T90V3K	90V $\pm$ 20%	<600V	3KA	100 times	3A	<0.5pF	>1G $\Omega$	52V
PG2E3T150V3K	150V $\pm$ 20%	<700V	3KA	100 times	3A	<0.5pF	>1G $\Omega$	80V
PG2E3T200V3K	200V $\pm$ 20%	<700V	3KA	100 times	3A	<0.5pF	>1G $\Omega$	135V
PG2E3T230V3K	230V $\pm$ 20%	<700V	3KA	100 times	3A	<0.5pF	>1G $\Omega$	135V
PG2E3T250V3K	250V $\pm$ 20%	<700V	3KA	100 times	3A	<0.5pF	>1G $\Omega$	135V
PG2E3T350V3K	350V $\pm$ 20%	<800V	3KA	100 times	3A	<0.5pF	>1G $\Omega$	150V
PG2E3T420V3K	420V $\pm$ 20%	<900V	3KA	100 times	3A	<0.5pF	>1G $\Omega$	150V

Notes:

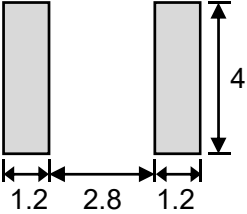
- 1) Insulation resistance measure at:  
DC 50V for the PG2E3T75V3K, PG2E3T90V3K and PG2E3T150V3K DC 100V for other.
- 2) Terms in accordance with ITU-TK. 12 and GB/T 9043-2008
- 3) At delivery AQL 0.65 level II DIN ISO 2859

# Gas Discharge Tube

## Product dimension



Unit: mm




Suggested PCB Layout

## Ordering information

Reel	Shipping
13"	2500 / Tape & Reel


### IMPORTANT NOTICE

 and **Prisemi**<sup>®</sup> are registered trademarks of **Prisemi Electronics Co., Ltd** (Prisemi), Prisemi reserves the right to make changes without further notice to any products herein. Prisemi makes no warranty, representation or guarantee regarding the suitability of its products for any particular purpose, nor does Prisemi assume any liability arising out of the application or use of any product or circuit, and specifically disclaims any and all liability, including without limitation special, consequential or incidental damages. “Typical” parameters which may be provided in Prisemi data sheets and/or specifications can and do vary in different applications and actual performance may vary over time. All operating parameters, including “Typicals” must be validated for each customer application by customer’s technical experts. Prisemi does not convey any license under its patent rights nor the rights of others. The products listed in this document are designed to be used with ordinary electronic equipment or devices, Should you intend to use these products with equipment or devices which require an extremely high level of reliability and the malfunction of with would directly endanger human life (such as medical instruments, aerospace machinery, nuclear-reactor controllers, fuel controllers and other safety devices), please be sure to consult with our sales representative in advance.

Website: <http://www.prisemi.com>

For additional information, please contact your local Sales Representative.

©Copyright 2009, Prisemi Electronics

 **Prisemi**<sup>®</sup> is a registered trademark of Prisemi Electronics.

All rights are reserved.