
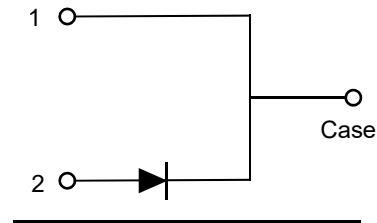


Feature

- Negligible reverse recovery
- Low Forward Voltage (V_F) Drop with Positive Temperature Coefficient
- Temperature-Independent Switching
- Zero Reverse Recovery Current / Forward Recovery Voltage
- Pb-free / RoHS compliant
- Low switching loss
- Higher frequency
- Low heat dissipation requirements
- Reduce size and cost of the system
- High-reliability


TO-247-2L
Applications

- Solar inverters
- Uninterruptable power supplies
- Industrial Switched Mode Power Supplies
- Power Factor Correction


Circuit Diagram
Absolute maximum rating@25°C

Parameter		Symbol	Value	Units
Repetitive Peak Reverse Voltage		V_{RRM}	1700	V
Surge Peak Reverse Voltage		V_{RSM}	1700	V
DC Peak Reverse Voltage		V_R	1700	V
Continuous Forward Current	$T_c=25^\circ\text{C}$	I_F	74	A
	$T_c=135^\circ\text{C}$		38	
	$T_c=158^\circ\text{C}$		25	
Repetitive Peak Forward Surge Current	$T_c=25^\circ\text{C}, t_p=10\text{ms}, \text{Half Sine Pulse}$	I_{FRM}	140	A
	$T_c=110^\circ\text{C}, t_p=10\text{ms}, \text{Half Sine Pulse}$		88	
Non-repetitive Forward Surge Current	$T_c=25^\circ\text{C}, t_p=10\text{ms}, \text{Half Sine Pulse}$	I_{FSM}	225	A
	$T_c=110^\circ\text{C}, t_p=10\text{ms}, \text{Half Sine Pulse}$		180	
i^2t Value	$T_c=25^\circ\text{C}, t_p=10\text{ms}$	$\int i^2 dt$	253	A^2s
	$T_c=110^\circ\text{C}, t_p=10\text{ms}$		162	
Power Dissipation	$T_c=25^\circ\text{C}$	P_{tot}	375	W
	$T_c=110^\circ\text{C}$		162	
Operating Junction Range		T_J	-55~+175	$^\circ\text{C}$
Storage Temperature Range		T_{STG}	-55~+150	$^\circ\text{C}$

Electrical characteristics per line@25°C (unless otherwise specified)

Parameter	Symbol	Conditions	Min.	Typ.	Max.	Units
Forward Voltage	V_F	$I_F = 25A, T_J = 25^\circ C$	-	1.4	1.7	V
		$I_F = 25A, T_J = 175^\circ C$	-	2.2	-	
Reverse Current	I_R	$V_R = 1700V, T_J = 25^\circ C$	-	10	200	μA
		$V_R = 1700V, T_J = 175^\circ C$	-	60	400	
Total Capacitive Charge	Q_C	$V_R = 1700V$	-	324	-	nC
Total Capacitance	C	$V_R = 0V, f = 1MHz$	-	3110	-	pF
		$V_R = 800V, f = 1MHz$	-	134	-	
		$V_R = 1700V, f = 1MHz$	-	132	-	

Thermal Characteristics

Parameter	Symbol	Min.	Typ.	Max.	Units
Thermal Resistance (Junction to case)	$R_{\theta JC}$	-	0.26	-	$^\circ C/W$

Typical Characteristics

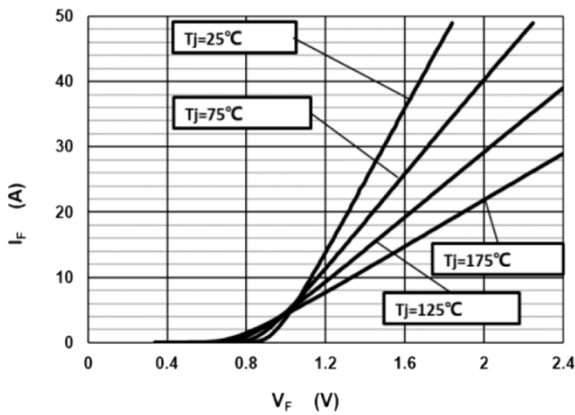


Fig.1 Forward Characteristics

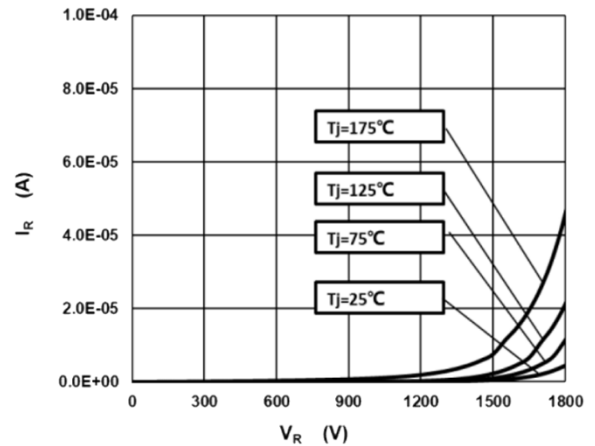


Fig.2 Reverse Characteristics

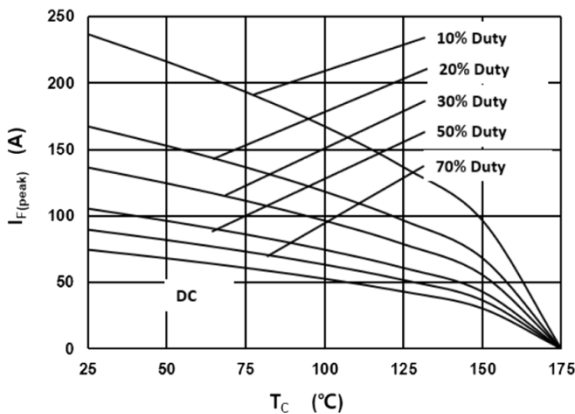


Fig.3 Current Derating

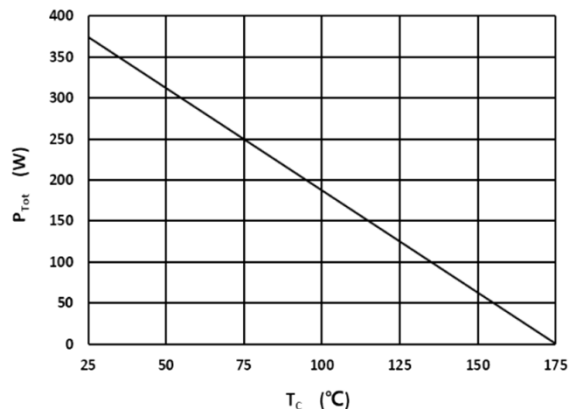


Fig.4 Power Derating

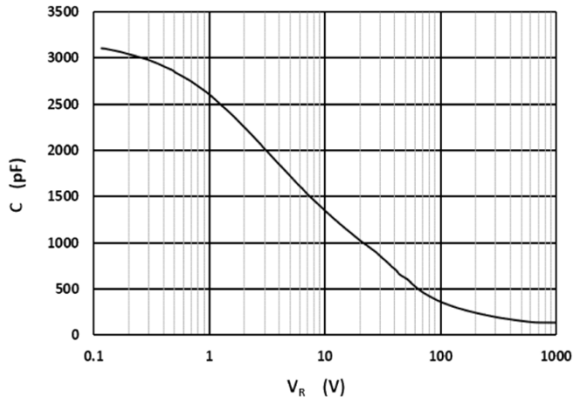


Fig.5 Capacitance vs. Reverse Voltage

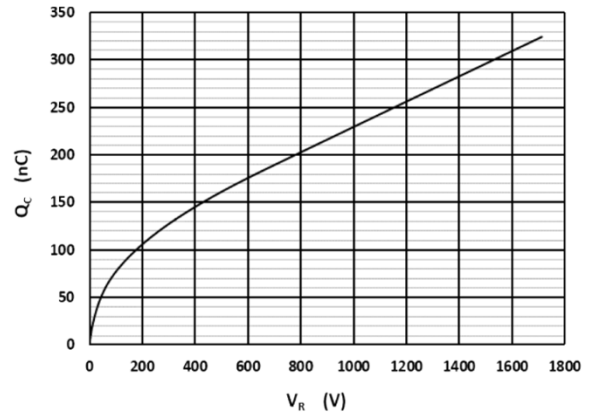


Fig.6 Reverse Charge vs. Reverse Voltage

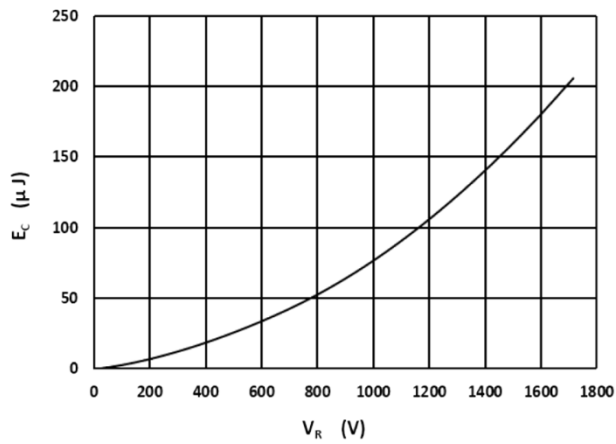


Fig.7 Capacitance Stored Energy

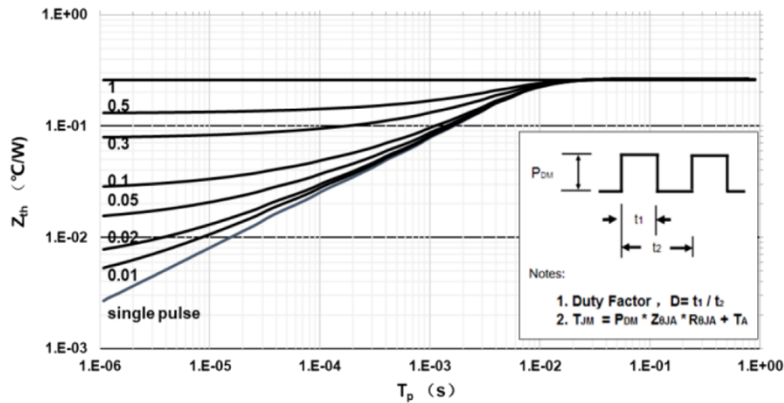
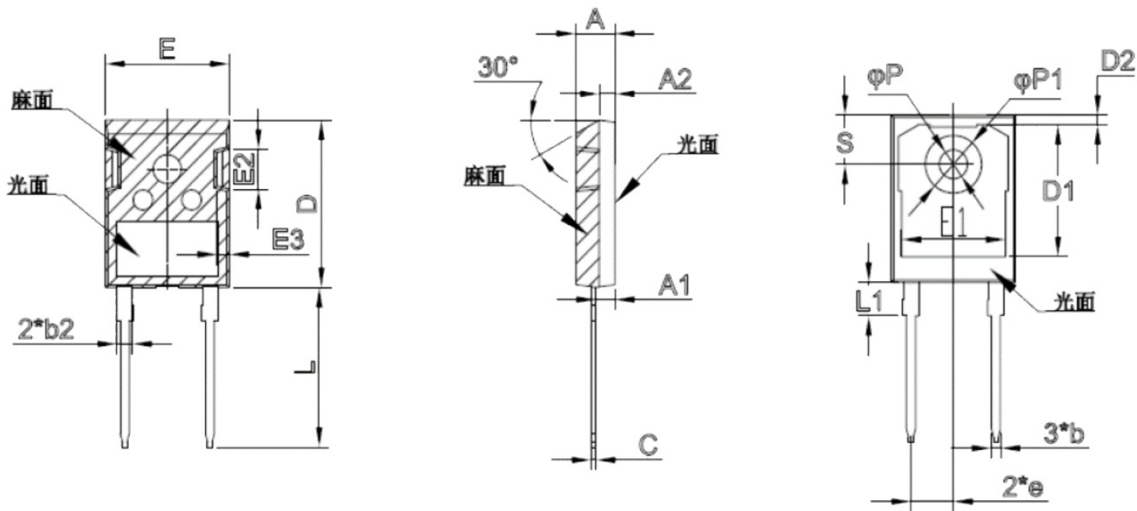



Fig.8 Transient Thermal Impedance

Product dimension (TO-247-2L)



Dim	Millimeters		Inches	
	Min	Max	Min	Max
A	4.70	5.20	0.185	0.205
A1	2.30	2.50	0.091	0.098
A2	1.90	2.10	0.075	0.083
b	1.10	1.30	0.043	0.051
b2	2.00 Typ.		0.079 Typ.	
C	0.50	0.70	0.020	0.028
D	20.80	21.10	0.819	0.831
D1	16.55 Typ.		0.652 Typ.	
D2	0.95	1.35	0.037	0.053
E	15.48	16.28	0.609	0.641
E1	13.06	13.56	0.514	0.534
E2	4.90	5.10	0.193	0.201
E3	1.50	1.70	0.059	0.067
e	5.34	5.54	0.210	0.218
L	19.80	20.32	0.780	0.800
L1	4.17 Typ.		0.164 Typ.	
P	3.50	3.70	0.138	0.146
P1	7.00	7.40	0.276	0.291
S	6.04	6.30	0.238	0.248


IMPORTANT NOTICE

 and **Prisemi**[®] are registered trademarks of **Prisemi Electronics Co., Ltd** (Prisemi), Prisemi reserves the right to make changes without further notice to any products herein. Prisemi makes no warranty, representation or guarantee regarding the suitability of its products for any particular purpose, nor does Prisemi assume any liability arising out of the application or use of any product or circuit, and specifically disclaims any and all liability, including without limitation special, consequential or incidental damages. "Typical" parameters which may be provided in Prisemi data sheets and/or specifications can and do vary in different applications and actual performance may vary over time. All operating parameters, including "Typicals" must be validated for each customer application by customer's technical experts. Prisemi does not convey any license under its patent rights nor the rights of others. The products listed in this document are designed to be used with ordinary electronic equipment or devices, Should you intend to use these products with equipment or devices which require an extremely high level of reliability and the malfunction of with would directly endanger human life (such as medical instruments, aerospace machinery, nuclear-reactor controllers, fuel controllers and other safety devices), please be sure to consult with our sales representative in advance.

Website: <http://www.prisemi.com>

For additional information, please contact your local Sales Representative.

©Copyright 2009, Prisemi Electronics

 **Prisemi**[®] is a registered trademark of Prisemi Electronics.

All rights are reserved.